

TECHNICAL ASSOCIATES INFRAPOWER LIMITED

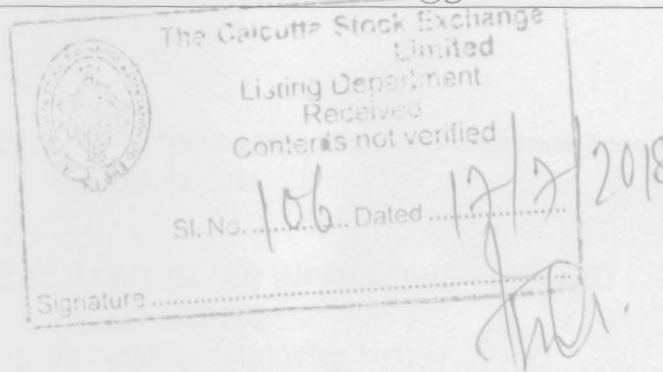
20A, BRITISH INDIAN STREET
1ST FLOOR, KOLKATA 700069, WB

CIN: L45208WB1984PLC216047

Email Id: technicalassociatesinfra@gmail.com

Date: 17.07.2018

To
Calcutta Stock Exchange
7, Lyons Range,
Kolkata- 700001



Subject: Share holding Pattern for the quarter and year ended 30 June, 2018

Dear Sir,


In terms of Regulation 31 of SEBI Listing Regulations 2015 (LODR), we are enclosing herewith "Shareholding Pattern" in the prescribed format for the quarter ended 30/06/2018 for your reference and record.

Please acknowledge the receipt.

Thanking You

Yours Faithfully,

For Technical Associates Infrapower Limited


Bhal Chandra Khaitan
Director
DIN: 00343007



Encl: A/A

TECHNICAL ASSOCIATES INFRAPOWER LIMITED

20A, BRITISH INDIAN STREET
1ST FLOOR, KOLKATA 700069, WB

CIN: L45208WB1984PLC216047
Email Id: technicalassociatesinfra@gmail.com

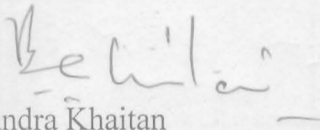
Shareholding Pattern under Regulation 31 of SEBI (Listing Obligations and Disclosure Requirements) Regulations, 2015

1. Name of Listed Entity: **TECHNICAL ASSOCIATES INFRAPOWER LIMITED**
2. Scrip Code/Name of Scrip/Class of Security: **30288**
3. Share Holding Pattern Filed under: Reg. 31(1)(a)/Reg. 1(1)(b)/Reg.31(1)(c)
 - a. If under 31(1)(b) then indicate the report for Quarter ending June 30, 2018
 - b. If under 31(1)(c) then indicate date of allotment/extinguishment
4. Declaration: The Listed entity is required to submit the following declaration to the extent of submission of information:-

S.No.	Particulars	Yes*	No*
1	Whether the Listed Entity has issued any partly paid up shares?		No
2	Whether the Listed Entity has issued any Convertible Securities or Warrants?		No
3	Whether the Listed Entity has any shares against which depository receipts are issued?		No
4	Whether the Listed Entity has any shares in locked-in?	Yes	
5	Whether any shares held by promoters are pledge or otherwise encumbered?		No

* If the Listed Entity selects the option 'No' for the questions above, the columns for the partly paid up shares, Outstanding Convertible Securities/Warrants, depository receipts, locked-in shares, No of shares pledged or otherwise encumbered by promoters, as applicable, shall not be displayed at the time of dissemination on the Stock Exchange website. Also wherever there is 'No' declared by Listed Entity in above table the values will be considered as 'Zero' by default on submission of the format of holding of specified securities.

For Technical Associates Infrapower Limited



Bhal Chandra Khaitan
Director
DIN: 00343007



Table I
Summary Statement Holding of Specified Securities

Category	Name of shareholders	Number of shareholders	No of Fully Paid up Equity Shares held	No of Partly Paid up Equity Shares held	No of Shares Underlying Depository Receipt	Total Nos. of Shares Held	Shareholding calculated as per SCRB, 1957. As a % of (A+B+C 2)	No of Voting Rights held in each class of Securities			No of Outstanding convertible securities (Including Warrants)	Shareholding as % assuming full conversion of convertible securities (as a % of diluted share capital)	Number of Locked in shares		Number of Shares Pledged or otherwise encumbered	Number of Equity shares held in dematerialized form
								Class X	Class Y	Total			Number	As a % of total Shares held		
(i)	(ii)	(iii)	(iv)	(v)	(vi)	(vii)=(iv)+(v)+(vi)	(viii)	(ix)			(x)	(xi)=(viii)+(x)	(xii)	(xiii)	(xiv)	
(A)	Promoter & Promoter Group	1	3,000,000	-	-	3,000,000	75	3,000,000	-	3,000,000	75	75	1,698,976	-	3,000,000	
(B)	Public	86	1,000,000	-	-	1,000,000	25	1,000,000	-	1,000,000	25	25	-	-	516,718	
(C)	Non Promoter	-	-	-	-	-	-	-	-	-	-	-	-	-	-	
(C1)	Shares underlying DRs	-	-	-	-	-	-	-	-	-	-	-	-	-	-	
(C2)	Shares held by Employee Trusts	-	-	-	-	-	-	-	-	-	-	-	-	-	-	
TOTAL		87	4,000,000	-	-	4,000,000	100	4,000,000	-	4,000,000	100	100	1,698,976	42.47	3,516,718	

(*) The term "encumbrance" has the same meaning as assigned to it in regulation 28(3) of the SAST Regulations, 2011




Table II
Statement showing Shareholding pattern of Promoter & Promoter Group

Category	Name of shareholders	PAN	Number of shareholders	No of Fully Paid up Equity Shares held	No of Partly Paid up Equity Shares held	No of Underlying Depository Receipt	Total Nos. of Shares Held	Shareholding calculated as per SCRB, 1957. As a % of (A+B+C)	No of Voting Rights held in each class of Securities			No of Shares Underlying Outstanding convertible securities (including Warrants)	Shareholding as % assuming full conversion of convertible securities (as a % of diluted share capital)	Number of Locked in shares		Number of Shares Pledged or otherwise encumbered	Number of Equity Shares held in Dematerialised Form	
									No of Voting Rights					As a % of total Shares held	Number			As a % of total Shares held
									Class X	Class Y	Total							
(i)	(ii)	(iii)	(iv)	(v)	(vi)	(vii)	(viii)	(ix)	(x)	(xi)	(xii)	(xiii)	(xiv)	(xv)				
1	Indian																	
(a)	Individuals/HUF																	
(b)	Central Government/State Government(s)																	
(c)	Financial Institutions/Banks																	
(d)	Any Other																	
	Bodies Corporate						3,000,000	75	3,000,000									
	Dwarka Goods Private Limited	AADCD1402B					3,000,000	75	3,000,000									
	Trusts																	
	Clearing Members																	
	Sub Total (A)(1)		1	3,000,000			3,000,000	75	3,000,000							30,00,000		
2	Foreign																	
(a)	Individuals (Non Resident Individuals/Foreign Individuals)																	
(b)	Government																	
(c)	Institutions																	
(d)	Foreign Portfolio Investor																	
(e)	Any Other																	
	DCBs																	
	Sub Total (A)(2)																	
	Total Shareholding of Promoter and Promoter Group(A)=(A)(1)+(A)(2)		1	3,000,000			3,000,000	75	3,000,000								30,00,000	



Table III
Statement showing Shareholding Pattern of the Public Shareholder

Category	Name of shareholders	PAN	Number of shareholders	No of Fully Paid up Equity Shares held	No of Partly Paid up Equity Shares held	No of Shares Underlying Depository Receipt	Total Nos. of Shares Held	Shareholding calculated as per SCRB, 1957, As a % of (A+B+C)	No of Voting Rights held in each class of Securities			No of Shares Underlying Outstanding convertible securities (including Warrants)	Shareholding as % assuming full conversion of convertible securities (as a % of diluted share capital)	Number of Locked in shares	Number of Shares Pledged or otherwise encumbered	Number of Equity shares held in dematerialized form
									Class X	Class Y	Total					
(i)	(ii)	(iii)	(iv)	(v)	(vi)	(vii)	(viii)	(ix)	(x)	(xi)	(xii)	(xiii)	(xiv)	(xv)	(xvi)	
1	Institutions															
(a)	Mutual Funds															
(b)	Venture Capital Funds															
(c)	Alternate Investment Funds															
(d)	Foreign Venture Capital Investors															
(e)	Foreign Portfolio Investors															
(f)	Financial Institutions/Banks															
(g)	Insurance Companies															
(h)	Provident Funds/Pension Funds															
(i)	Any other															
	Foreign Institutional Investors															
	QFI - Corporate															
Sub Total (B) (1)			0	0	0	0	0					0.00	0	0	0	0
2	Central Government/State Government(s)/President of India															
Sub Total (B) (2)			0	0	0	0	0						0	0	0	0
3	Non Institutions															
(a)	Individuals															
(i)	Individual Shareholders holding nominal share capital up to Rs 2 lakhs		73	24,430	-	-	24,430	0.61	24,430	-	24,430	0.61	-	-	-	50
(ii)	Individual shareholders holding nominal share capital in excess of Rs 2 lakhs		1	102,930	-	-	102,930	2.57	102,930	-	102,930	2.57	-	-	-	102,930
(b)	SAMEER GOENKA			102,930	-	-	102,930	2.57	102,930	-	102,930	2.57	-	-	-	102,930
(c)	NBFCs registered with RBI															
(d)	Employee Funds															
(e)	Overseas Depositors (holding Divs/Balancing Figure)															
(f)	Any Other															
	Bodies Corporate		12	872,640	-	-	872,640	21.82	872,640	-	872,640	21.82	-	-	-	413,738
	Charisma Mercantile Pvt Ltd			75,000	-	-	75,000	1.88	75,000	-	75,000	1.88	-	-	-	-
	AABCH2251E			75,000	-	-	75,000	1.88	75,000	-	75,000	1.88	-	-	-	-
	Haroom Suppliers Pvt Ltd			85,000	-	-	85,000	2.13	85,000	-	85,000	2.13	-	-	-	-
	JRL Marketing Pvt Ltd			102,932	-	-	102,932	2.57	102,932	-	102,932	2.57	-	-	-	102,932
	Mayank Global Finance Ltd			102,932	-	-	102,932	2.57	102,932	-	102,932	2.57	-	-	-	102,932
	Mayank Securities Private Limited			102,932	-	-	102,932	2.57	102,932	-	102,932	2.57	-	-	-	102,932



Promack Tradelinks Pvt Ltd	AAGCP1002R	66,122	1.65	66,122	1.65	66,122	1.65	66,122	1.65	66,122	1.65	1.65	-	-	-	-	-	-	-	-	-	-	
Subhree Deal Trade Pvt Ltd	AAGCA0080M	102,932	2.57	102,932	2.57	102,932	2.57	102,932	2.57	102,932	2.57	2.57	-	-	-	-	-	-	-	-	-	-	102,932
Subhree Road Carriers Private Limited	AAAC5491RD	102,932	2.57	102,932	2.57	102,932	2.57	102,932	2.57	102,932	2.57	2.57	-	-	-	-	-	-	-	-	-	-	102,932
Surp Dealers Pvt Ltd	AAADCS579A	86,640	2.17	86,640	2.17	86,640	2.17	86,640	2.17	86,640	2.17	2.17	-	-	-	-	-	-	-	-	-	-	-
Swasti Holdings Pvt Ltd	AAECS0193B	71,140	1.78	71,140	1.78	71,140	1.78	71,140	1.78	71,140	1.78	1.78	-	-	-	-	-	-	-	-	-	-	-
QFI - Individual																							
Sub Total (B) (3)		86	1,000,000	1,000,000	25,00	1,000,000	25,00	1,000,000	25,00	1,000,000	25,00	25,00	1,000,000	25,00	1,000,000	25,00	1,000,000	25,00	1,000,000	25,00	25,00	5,16,718	
Total Shareholding of Promoter and Promoter Group (A) = (B) (1) + (B) (2) + (B) (3)		86	1,000,000	1,000,000	25,00	1,000,000	25,00	1,000,000	25,00	1,000,000	25,00	25,00	1,000,000	25,00	1,000,000	25,00	1,000,000	25,00	1,000,000	25,00	25,00	5,16,718	



Table IV
Statement showing Shareholding Pattern of the Non Promoter - Non Public Shareholder

Category	Name of shareholders	PAN	Number of shareholders	No of Fully Paid up Equity Shares held	No of Partly Paid up Equity Shares held	No of Shares Underlying Depository Receipt	Total Nos. of Shares Held	Shareholding calculated as per SCRB, 1957. As a % of (A+B+C)	No of Voting Rights held in each class of Securities			No of Shares Underlying Outstanding convertible securities (Including Warrants)	Shareholding as % assuming full conversion of convertible securities (as a % of diluted share capital)	Number of Locked in shares		Number of Shares Pledged or otherwise encumbered		Number of Equity shares held in dematerialized form
									Class X	Class Y	Total			Number	As a % of total Shares held	Number	As a % of total Shares held	
	(i)	(ii)	(iii)	(iv)	(v)	(vi)	(vii)=(iv)+(v)+(vi)	(viii)	(ix)			(x)	(xi)=(viii)+(x)	(xii)	(xiii)	(xiv)	(xv)	
1	Custodian DR Holder	-	-	-	-	-	-	-	-	-	-	-	-	-	-	-	-	-
2	Employee Benefit Trust (Under SEBI (share based Employee Benefit) Regulations, 2014	-	-	-	-	-	-	-	-	-	-	-	-	-	-	-	-	-
(b)	Total Non-Promoter - Non Public Shareholding (C) = (C)(1)+(C)(2)	-	-	-	-	-	-	-	-	-	-	-	-	-	-	-	-	-

