

# TECHNICAL ASSOCIATES INFRAPOWER LIMITED

CIN NO.: L45208WB1984PLC216047

20A, British Indian Street, 1st Floor  
Kolkata - 700 069, Telefax : 033-2230 7617  
Website : www.techassoinfra.com  
E-mail : technicalassociatesinfra@gmail.com

Date: 29.05.2019

To  
National Stock Exchange of India Ltd.,  
Exchange Plaza, C-1, Block G,  
Bandra Kurla Complex,  
Bandra (E)  
Mumbai - 400 051

**Sub: Submission of Audited Financial Results for the quarter and year ended 31<sup>st</sup> March, 2019**

Dear Sir,

This is to inform that at the meeting of the Board held on 29<sup>th</sup> May, 2019, the Board of Directors of the Company have approved the Standalone Audited Financial Results for the quarter and year ended 31/03/2019.

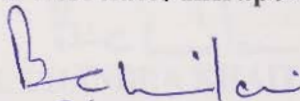
Pursuant to Regulation 33 of SEBI (Listing Obligations and Disclosure Requirements) Regulations, 2015, please find enclosed the Audited Financial Results for the quarter and year ended 31/03/2019.

Please acknowledge the receipt.

Thanking You.

Yours Faithfully,

Technical Associates Infrapower Ltd.

  
(Bhal Chandra Khaitan)  
Director  
Din: 00343007



Encl: A/A

Date: 29.05.2019

To  
**National Stock Exchange of India Ltd.,**  
**Exchange Plaza, C-1, Block G,**  
**Bandra Kurla Complex,**  
**Bandra (E)**  
**Mumbai – 400 051**

**Sub: Declaration pursuant to Regulation 33(3) (d) of the SEBI (Listing Obligations and Disclosure Requirement) Regulation, 2015**


Dear Sir,

In Compliance with Regulation 33(3) (d) of the SEBI (Listing Obligation and Disclosure Requirement) Regulation, 2015, as amended we hereby declare that the Statutory Auditors of the Company M/s. Rajesh Kumar Gokul Chandra & Associates Associates, Chartered Accountants have issued an Audit Report with unmodified opinion on the Audited Financial Results of the Company for the quarter and Year ended March 31, 2019.

Thanking You,

Yours faithfully,

For **TECHNICAL ASSOCIATES INFRAPOWER LIMITED**

  
**(BHAL CHANDRA KHAITAN)**  
**DIRECTOR**  
**DIN: 00343007**



**RAJESH KUMAR GOKUL CHANDRA & ASSOCIATES**  
**CHARTERED ACCOUNTANT**

38/48, Adya Nath  
Saha Road,  
Room No. 10, 2<sup>nd</sup> Floor  
Kolkata – 700 048  
Phone: (033) 2534 3526  
09331784007 (M)

**Auditor's Report on Quarterly Financial Results and Year to Date Results of the Company Pursuant to the Regulation 33 of the SEBI (Listing Obligations and Disclosure Requirements) Regulations, 2015**

To  
**THE BOARD OF DIRECTORS**  
**TECHNICAL ASSOCIATES INFRAPOWER LIMITED**  
**20A, BRITISH INDIAN STREET**  
**1<sup>ST</sup> FLOOR, KOLKATA- 700069**  
**WEST BENGAL**

We have audited the quarterly financial results of Technical Associates Infrapower Limited for the quarter ended March 31, 2019 and the year to date results for the period April 01, 2018 to March 31, 2019 attached herewith, being submitted by the company pursuant to the requirement of Regulation 33 of the SEBI (Listing Obligations and Disclosure Requirements) Regulations, 2015,

These quarterly financial results as well as the year to date financial results have been prepared on the basis of the interim financial statements, which are the responsibility of the company's management. Our responsibility is to express an opinion on these financial results based on our audit of such interim financial statements, which have been prepared in accordance with the recognition and measurement principles laid down in India Accounting Standard 34 (Ind AS 34) for Interim Financial Reporting, prescribed, under Section 133 of the Companies Act, 2013 read with relevant rules issued there under, or by the Institute of Chartered Accountants of India as applicable and other accounting principles generally accepted in India


We conducted our audit in accordance with the auditing standards generally accepted in India. Those standards require that we plan and perform the audit to obtain reasonable assurance about whether the financial results are free of material misstatement(s). An audit includes examining, on a test basis, evidence supporting the amount disclosed as financial results. An audit also includes assessing the accounting principles used and significant estimates made by management. We believe that our audit provides a reasonable basis for our opinion.

In our opinion and to the best of our information and according to the explanations given to us these quarterly financial results as well as the year to date results.

- i) are presented in accordance with the requirement of Regulation 33 of the SEBI (Listing Obligations and Disclosure Requirements) Regulations, 2015 in this regards; and
- n) Given a true and fair view of the net profit and other comprehensive income and other financial information for the quarter ended March 31, 2019 as well as the year to date results for the period from April 01, 2018 to March 31, 2019.

Place: Kolkata  
Dated: May 29, 2019



  
(Rajesh Kumar Agarwal)  
Partner  
Membership No. 058769

PART 1: STATEMENT OF AUDITED FINANCIAL RESULTS FOR QUARTER AND YEAR ENDED MARCH 31, 2019

(Amount in '000)

Particulars	STANDALONE				
	3 Months Ended 31.03.2019	Preceding 3 Months Ended 31.12.2018	Corresponding 3 months ended 31.03.2018 in the previous year	Year ended 31.03.2019	Year ended 31.03.2018
	(Audited)	(Unaudited)	(Audited)	(Audited)	(Audited)
1 a) Income from Operations	228.17	-	211.00	228.17	211.00
b) Other Operating Income	-	-	-	-	-
<b>Total Income from operations</b>	<b>228.17</b>	<b>-</b>	<b>211.00</b>	<b>228.17</b>	<b>211.00</b>
2 <b>Expenses</b>					
a. Purchases	-	-	-	-	-
b. Changes in inventories of finished goods, work-in-progress and stock -in-trade	-	-	-	-	-
c. Employee benefits expense	139.50	60.00	70.50	282.00	282.00
d. Depreciation and Amortisation expense	-	-	-	-	-
e. Other Expenses	68.52	39.15	(37.46)	234.55	167.29
<b>Total Expenses</b>	<b>208.02</b>	<b>99.15</b>	<b>33.04</b>	<b>516.55</b>	<b>449.29</b>
3 <b>Profit / (Loss) from Operations before other income, finance costs and exceptional items (1 - 2)</b>	<b>20.15</b>	<b>(99.15)</b>	<b>177.96</b>	<b>(288.38)</b>	<b>(238.29)</b>
4 Other Income	480.55	-	409.80	480.55	409.80
5 <b>Profit / (Loss) from ordinary activities before finance costs and exceptional items (3 + 4)</b>	<b>500.70</b>	<b>(99.15)</b>	<b>587.76</b>	<b>192.17</b>	<b>171.51</b>
6 Finance Costs	-	-	-	-	-
7 <b>Profit / (Loss) from ordinary activities after finance costs but before exceptional items (5 - 6)</b>	<b>500.70</b>	<b>(99.15)</b>	<b>587.76</b>	<b>192.17</b>	<b>171.51</b>
8 Exceptional Items - (Expenditure) / Income	-	-	-	-	-
9 <b>Profit / (Loss) from Ordinary Activities before tax (7 + 8)</b>	<b>500.70</b>	<b>(99.15)</b>	<b>587.76</b>	<b>192.17</b>	<b>171.51</b>
10 Tax Expense	28.35	-	-	28.35	(36.75)
11 <b>Net Profit / (Loss) from Ordinary Activities after tax (9 - 10)</b>	<b>472.35</b>	<b>(99.15)</b>	<b>587.76</b>	<b>163.82</b>	<b>208.26</b>
12 Extraordinary items (Net of Tax expense)	-	-	-	-	-
13 <b>Net Profit / (Loss) for the period</b>	<b>472.35</b>	<b>(99.15)</b>	<b>587.76</b>	<b>163.82</b>	<b>208.26</b>
14 Other Comprehensive Income	N.A	N.A	N.A	N.A	N.A
15 <b>Total Comprehensive Income for the period</b>	<b>472.35</b>	<b>(99.15)</b>	<b>587.76</b>	<b>163.82</b>	<b>208.26</b>
16 Paid-up Equity Share Capital (Face Value Rs. 5/- each)	20,000.00	20,000.00	20,000.00	20,000.00	20,000.00
17 Reserves Excluding Revaluation Reserves	-	-	-	11,649.37	11,485.52
18 <b>Earning Per Share of Rs 5 each (not annualised)</b>					
(a) Basic	0.24	-0.05	0.29	0.04	0.05
(b) Diluted	0.24	-0.05	0.29	0.04	0.05

PART - 2: SELECT INFORMATION FOR THE QUARTER AND YEAR ENDED MARCH 31, 2019

A	PARTICULARS OF SHAREHOLDING	3 Months Ended 31.03.2019	Preceeding 3 Months Ended 31.12.2018	Corresponding 3 months ended 31.03.2018 in the previous year	Year ended 31.03.2019	Year ended 31.03.2018
1	<b>Public Share Holding</b>					
	- Number of Shares	1000000	1000000	1000000	1000000	1000000
	- Percentage of Shareholding	25.00%	25.00%	25.00%	25.00%	25.00%
2	<b>Promoter and Promoter Group Shareholding</b>					
	a) Pledged / Encumbered					
	- Number of Shares	NIL	NIL	NIL	NIL	NIL
	- Percentage of Shareholding (as a % of the total shareholding of promoter and promoter group)	NIL	NIL	NIL	NIL	NIL
	- Percentage of Shares (as a % of total share capital of the Company)	NIL	NIL	NIL	NIL	NIL
	b) Non - Pledged / Encumbered					
	- Number of Shares	3000000	3000000	3000000	3000000	3000000
	- Percentage of Shares (as a % of total shareholding of promoter and promoters group)	100%	100%	100%	100%	100%
	- Percentage of Shares (as a % of total share capital of the Company)	75.00	75.00	75.00	75.00	75.00


B	INVESTOR COMPLAINTS	3 Months Ended 31.03.2019
1	PENDING AT THE BEGINNING OF THE QUARTER	NIL
2	RECEIVED DURING THE YEAR	NIL
3	DISPOSED OF DURING THE QUARTER	NIL
4	REMAINING UNRESOLVED AT THE END OF THE QUARTER	NIL

Notes:

- The above audited results for the quarter ended 31st March, 2019 have been reviewed by the Audit Committee and taken on record by the Board of Directors. The Statutory Auditors of the Company have carried out a Limited Review of the above Audited financial results. The above Audited Financial Results of the Company as reviewed by Audit Committee was approved by the Board of Directors at their meeting held on 29th May, 2019.
- Figures for the previous periods are re-classified/re-arranged/ re-grouped, wherever consider necessary to correspond with the current period's classification/ disclosure.
- The Company does not have any Exceptional or Extraordinary item to report for the above periods.
- The Statement is as per Regulation 33 of SEBI(Listing Obligation and Disclosure Requirements) Regulations, 2015

Place : Kolkata  
Date: 29.05.2019

For and on behalf of Board

  
Bhal Chandra Khaitan  
Director  
DIN: 00343007


PART 3: AUDITED STATEMENT OF ASSETS AND LIABILITIES AS AT MARCH 31, 2019

(Rs In '000)

STATEMENT OF ASSETS AND LIABILITIES	STANDALONE	
	As at Current Year ended 31.03.2019	As at Current Year ended 31.03.2018
<b>STATEMENT OF ASSETS AND LIABILITIES</b>		
<b>EQUITY AND LIABILITIES</b>		
<b>Shareholder's Funds</b>		
Share Capital	20,000.00	20,000.00
Reserves and Surplus	11,649.33	11,485.52
<b>Shareholders' Funds</b>	<b>31,649.33</b>	<b>31,485.52</b>
<b>Non-Current Liabilities</b>		
Long-Term Borrowings	-	-
Deferred Tax Liabilities (Net)	-	-
<b>Non-Current Liabilities</b>	<b>-</b>	<b>-</b>
<b>Current Liabilities</b>		
Other Current Liabilities	71.66	40.20
Short-Term Provisions	52.67	72.20
<b>Current Liabilities</b>	<b>124.33</b>	<b>112.40</b>
<b>TOTAL EQUITY AND LIABILITIES</b>	<b>31,773.66</b>	<b>31,597.92</b>
<b>ASSETS</b>		
<b>Non-Current Assets</b>		
Fixed Assets	-	-
Non Current Investment	21,022.85	21,022.85
Deferred Tax Assets	-	-
Long-Term Loans and Advances	-	-
<b>Non-Current Assets</b>	<b>21,022.85</b>	<b>21,022.85</b>
<b>Current Assets</b>		
Current Investment	10,424.41	10,393.87
Inventories	-	-
Trade Receivables	-	-
Cash and Cash Equivalents	298.23	170.65
Short term Loans and Advances	28.17	10.55
Other Current Assets	-	-
<b>Current Assets</b>	<b>10,750.81</b>	<b>10,575.07</b>
<b>TOTAL ASSETS</b>	<b>31,773.66</b>	<b>31,597.92</b>

Place : Kolkata  
Date: 29.05.2019

For and on behalf of Board

  
Bhal Chand Fa Khaitan

Director

DIN: 00343007