

TECHNICAL ASSOCIATES INFRAPOWER LIMITED

CIN NO.: L45208WB1984PLC216047

20A, British Indian Street, 1st Floor
Kolkata - 700 069, Telefax : 033-2230 7617
Website : www.techassoinfra.com
E-mail : technicalassociatesinfra@gmail.com

sc.
Date: 30.05.2018

To
Calcutta Stock Exchange
7, Lyons Range, Kolkata- 700001

Sub: Submission of Audited Financial Results for the quarter and year ended 31st March, 2018

Dear Sir,

This is to inform that at the meeting of the Board held on 30th May, 2018, the Board of Directors of the Company have approved the Standalone Audited Financial Results for the quarter and year ended 31/03/2018.


Pursuant to Regulation 33 of SEBI (Listing Obligations and Disclosure Requirements) Regulations, 2015, please find enclosed the Audited Financial Results for the quarter and year ended 31/03/2018.

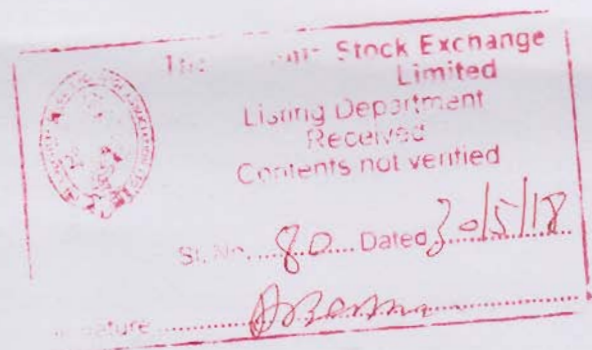
Please acknowledge the receipt.

Thanking You.

Yours Faithfully,

Technical Associates Infrapower Ltd.


Bhal Chandra Khaitan
Director
Din: 00343007



Encl: A/A

To
The BOARD OF DIRECTORS
TECHNICAL ASSOCIATES INFRAPOWER LIMITED
20A, BRITISH INDIAN STREET
1ST FLOOR, KOLKATA 700069
WEST BENGAL


Dear Sir/s,

LIMITED REVIEW REPORT

1. We have reviewed the accompanying statement of “Audited Financial Results” of **Technical Associates Infrapower Limited** for the period ended March 31, 2018. The statement is the responsibility of the Company’s management and has been approved by the Board of Directors. Our responsibility is to issue a report on these financial statements based on our review.
2. We conducted our review in accordance with the Standard on Review Engagement (SRE) 2400, *Engagements to Review Financial Statements* issued by the Institute of Chartered Accountants of India. This Standard requires that we plan and perform the review to obtain moderate assurance as to whether the financial statements are free of material misstatements. A review is limited primarily to inquiries to the Company personnel and analytical procedures applied to financial data and thus provide less assurance than an audit. We have not performed an audit and accordingly, we do not express an audit opinion.
3. Based on our review conducted as above, nothing has come to our attention that causes us to believe that the accompanying statement of unaudited financial results prepared in accordance with accounting standards and other recognized accounting practices and policies has not disclosed the information required to be disclosed in terms of Regulations 52 of the SEBI (Listing Obligations and Disclosure Requirements) Regulations, 2015 including the manner in which it is to be disclosed, or that it contains any material misstatement.

For Rajesh Kumar Gokul Chandra & Associates
Chartered Accountants
(Registration No. 323891E)

Place: Kolkata
Dated: 30.05.2018


Rajesh Kumar Agarwal
Partner
Membership No. 058769



TECHNICAL ASSOCIATES INFRAPOWER LIMITED

CIN NO.: L45208WB1984PLC216047

20A, British Indian Street, 1st Floor
Kolkata - 700 069, Telefax : 033-2230 7617

Website : www.techassoinfra.com

E-mail : technicalassociatesinfra@gmail.com

PART 1: STATEMENT OF AUDITED FINANCIAL RESULTS FOR QUARTER AND YEAR ENDED MARCH 31, 2018

(Amount in '000)

Particulars	STANDALONE				
	3 Months Ended 31.03.2018	Preceeding 3 Months Ended 31.12.2017	Corresponding 3 months ended 31.03.2017 in the previous year	Year ended 31.03.2018	Year ended 31.03.2017
	(Audited)	(Unaudited)	(Audited)	(Audited)	(Audited)
1 a) Income from Operations	211.00	-	225.00	211.00	225.00
b) Other Operating Income	-	-	-	-	-
Total Income from operations	211.00	-	225.00	211.00	225.00
2 Expenses					
a. Purchases	-	-	-	-	-
b. Changes in inventories of finished goods, work-in-progress and stock -in-trade	-	-	-	-	-
c. Employee benefits expense	70.50	22.50	105.00	282.00	262.50
d. Depreciation and Amortisation expense	-	-	-	-	-
e. Other Expenses	(37.46)	82.29	40.97	164.79	152.66
Total Expenses	33.04	104.79	145.97	446.79	415.16
3 Profit / (Loss) from Operations before other income, finance costs and exceptional items (1 - 2)	177.96	(104.79)	79.03	(235.79)	(190.16)
4 Other Income	409.80	-	373.02	409.80	384.07
5 Profit / (Loss) from ordinary activities before finance costs and exceptional items (3 + 4)	587.76	(104.79)	452.05	174.01	193.91
6 Finance Costs	-	-	-	-	-
7 Profit / (Loss) from ordinary activities after finance costs but before exceptional items (5 - 6)	587.76	(104.79)	452.05	174.01	193.91
8 Exceptional items - (Expenditure) / Income	-	-	-	-	-
9 Profit / (Loss) from Ordinary Activities before tax (7 + 8)	587.76	(104.79)	452.05	174.01	193.91
10 Tax Expense	-	-	91.72	(80.96)	91.72
11 Net Profit / (Loss) from Ordinary Activities after tax (9 - 10)	587.76	(104.79)	360.33	254.97	102.19
12 Extraordinary items (Net of Tax expense)	-	-	-	-	-
13 Net Profit / (Loss) for the period	587.76	(104.79)	360.33	254.97	102.19
14 Other Comprehensive Income	N.A	N.A	N.A	N.A	N.A
15 Total Comprehensive Income for the period	587.76	(104.79)	360.33	254.97	102.19
16 Paid-up Equity Share Capital (Face Value Rs. 5/- each)	20,000.00	20,000.00	20,000.00	20,000.00	20,000.00
17 Reserves Excluding Revaluation Reserves	-	-	-	11,532.22	11,277.26
18 Earning Per Share of Rs 5 each (not annualised)					
(a) Basic	0.29	-0.05	0.18	0.13	0.05
(b) Diluted	0.29	-0.05	0.18	0.13	0.05



PART - 2: SELECT INFORMATION FOR THE QUARTER AND YEAR ENDED MARCH 31, 2018

A	PARTICULARS OF SHAREHOLDING	3 Months Ended 31.03.2018	Preceding 3 Months Ended 31.12.2017	Corresponding 3 months ended 31.03.2017 in the previous year	Year ended 31.03.2018	Year ended 31.03.2017
1	Public Share Holding					
	- Number of Shares	1000000	1000000	1000000	1000000	1000000
	- Percentage of Shareholding	25.00%	25.00%	25.00%	25.00%	25.00%
2	Promoter and Promoter Group Shareholding					
	a) Pledged / Encumbered					
	- Number of Shares	NIL	NIL	NIL	NIL	NIL
	- Percentage of Shareholding (as a % of the total shareholding of promoter and promoter group)	NIL	NIL	NIL	NIL	NIL
	- Percentage of Shares (as a % of total share capital of the Company)	NIL	NIL	NIL	NIL	NIL
	b) Non - Pledged / Encumbered					
	- Number of Shares	3000000	3000000	3000000	3000000	3000000
	- Percentage of Shares (as a % of total shareholding of promoter and promoters group)	100%	100%	100%	100%	100%
	- Percentage of Shares (as a % of total share capital of the Company)	75.00	75.00	75.00	75.00	75.00

B	INVESTOR COMPLAINTS	3 Months Ended 31.03.2018
1	PENDING AT THE BEGINNING OF THE QUARTER	NIL
2	RECEIVED DURING THE YEAR	NIL
3	DISPOSED OF DURING THE QUARTER	NIL
4	REMAINING UNRESOLVED AT THE END OF THE QUARTER	NIL

Notes:

- The above audited results for the quarter ended 31st March, 2018 have been reviewed by the Audit Committee and taken on record by the Board of Directors. The Statutory Auditors of the Company have carried out a Limited Review of the above Audited financial results. The above Audited Financial Results of the Company as reviewed by Audit Committee was approved by the Board of Directors at their meeting held on 30 May, 2018.
- Figures for the previous periods are re-classified/re-arranged/ re-grouped, wherever consider necessary to correspond with the current period's classification/ disclosure.
- The Company does not have any Exceptional or Extraordinary item to report for the above periods.
- The Statement is as per Regulation 33 of SEBI(Listing Obligation and Disclosure Requirements) Regulations, 2015

PART - 3: COMPARATIVE NET PROFIT FOR THE YEAR ENDED MARCH 31, 2018

Comparative Net Profit for the quarter ended 31st March 2018 as previously reported (referred to as 'Indian GAAP') vis-à-vis IND AS is given below:

Sl. No.	Particulars	(Amount in '000)	
		Quarter ended 31.03.2018	Quarter ended 31.03.2017
i	Net Profit/ (Loss) after tax as per previous Indian GAAP	254.97	102.19
ii	Impact on Fair Valuation of Financial Assets		
	- Fair Valuation of Mutual Fund	-	-
	- Revaluation Reserve Adjustment	-	-
iii	Deferred Tax adjustment	-	-
iv	Net Profit before OCI as per IND AS (i+ii+iii)	254.97	102.19
v	Other Comprehensive Income after Tax		
	- Fair Valuation of Investment in Equity Shares	-	-
vi	Total Comprehensive Income as per IND AS (iv+v)	254.97	102.19

Place : Kolkata
Date: 30.05.2018



For and on behalf of Board

Bhal Chandra Khaitan
Director
DIN: 00343007

PART 3: AUDITED STATEMENT OF ASSETS AND LIABILITIES AS AT MARCH 31, 2018

(Rs In '000)

STATEMENT OF ASSETS AND LIABILITIES	STANDALONE	
	As at Current Year ended 31.03.2018	As at Current Year ended 31.03.2017
EQUITY AND LIABILITIES		
Shareholder's Funds		
Share Capital	20,000.00	20,000.00
Reserves and Surplus	11,532.22	11,277.26
Shareholders' Funds	31,532.22	31,277.26
Minority interest	-	-
Non-Current Liabilities		
Long-Term Borrowings	-	-
Deferred Tax Liabilities (Net)	-	-
Non-Current Liabilities	-	-
Current Liabilities		
Other Current Liabilities	37.70	58.15
Short-Term Provisions	28.00	228.33
Current Liabilities	65.70	286.48
TOTAL EQUITY AND LIABILITIES	31,597.92	31,563.74
ASSETS		
Non-Current Assets		
Fixed Assets	-	-
Non Current Investment	21,022.85	21,022.85
Deferred Tax Assets	-	-
Long-Term Loans and Advances	-	-
Non-Current Assets	21,022.85	21,022.85
Current Assets		
Current Investment	10,393.87	10,384.07
Inventories	-	-
Trade Receivables	-	-
Cash and Cash Equivalents	170.65	103.27
Short term Loans and Advances	10.55	49.34
Other Current Assets	-	4.21
Current Assets	10,575.07	10,540.89
TOTAL ASSETS	31,597.92	31,563.74

Place : Kolkata
Date: 30.05.2018



For and on behalf of Board

Bhal Chandra Khaitan
Bhal Chandra Khaitan
Director
DIN: 00343007